

Entrepreneurship Database

Measuring trends in entrepreneurship

7th edition

In 2022, there are...


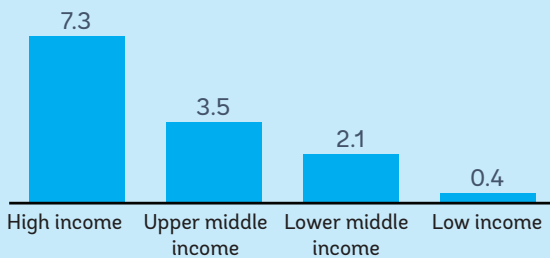


7.3
new companies
per 1,000 adults
in **high income**
economies.



0.4
new companies
per 1,000 adults
in **low income**
economies.

Average New Business Density in 2022



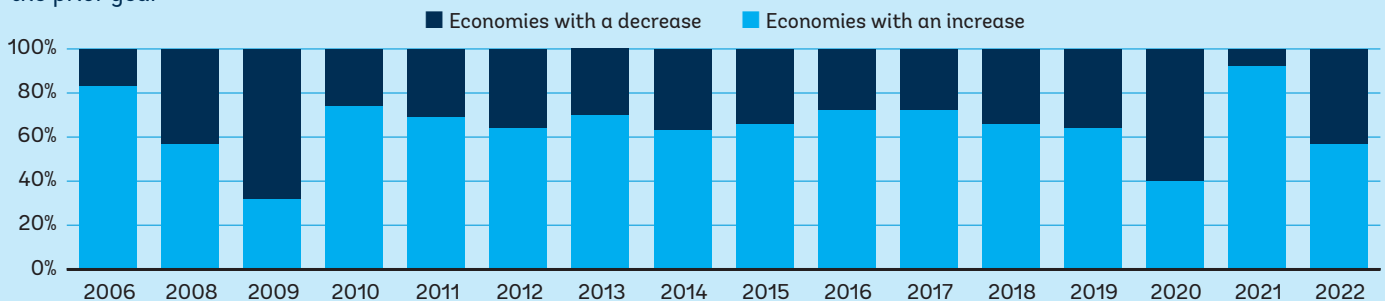
Estonia has the
highest **new business density**
in the world, with more than
24 new companies
per 1,000 adults.

New Business Density over time



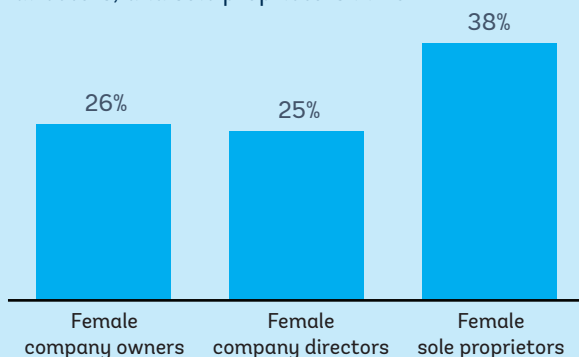
92% of economies had an **increase** in the number of **new companies** in 2021, compared to only **40%** in 2020.

Percentage of economies with either an increase or decrease in the number of new Limited Liability Companies compared to the prior year



Women represent
only a **minority** of
entrepreneurs.

Average share of female company owners, company directors, and sole proprietors in 2022



In **Rwanda**,
women reached **parity** over
the past years, in terms of
sole proprietors.

Share of new female sole proprietors in Rwanda registered per year

